

AMDOC-000483 Release Notes

AMPMK 9 Service Pack 3



Software

Release Title

AMPMK 9 Service Pack 3

Date of Publication

17 December, 2019

Service Pack Executable

AMPMK9SP3.zip

Affected PMK and Image

This service pack only applies to the following disk images.

PMK Version	Part Number	Correct Image Version
PMK V9.01	963-0-01-0049	SW646-0-01-5000
PMK V9.02	963-0-02-0049	9.2.39239
PMK V9.03	963-0-03-0049	9.3.46557
PMK V9.03.1	963-1-03-0049	9.3.46557
PMK V9.04	963-0-04-0049	9.4.67198

Note: Please refer to Image Version Checking section for more details.

Description of Release

The main purpose of the release of this service pack is to add ANCA Groups' Software Signing Certificates (2019) into the PMK, so that new software or patch signed by new certificate can install. Other minor enhancements will also be included as described in the Important Notice section.

The following ANCA Motion CNC products are affected as they might be using PMK9 disk image.

Product	Order Number
AMC5 CNC PMKV9 (SERCOS)	946-0-01-1000
AMC5 CNC PMKV9 (ECAT)	946-1-01-1000
CNC ASSY AMC5 SERCOS PMK9	AMC5-B9330-0S00
CNC ASSY AMC5 ECAT PMK9	AMC5-B9330-0E00
CNC ASSY AMC5 ECAT-SC PMK9	AMC5-B9330-1E00
CNC ASSY AMC5 ECAT-SC-PAT PMK9	AMC5-B9331-1E00
CNC ASSY AMC5 ECAT-PAT PMK9	AMC5-B9331-0E00
CNC ASSY AMC5 ECAT-PAT PMK9	AMC5-B9332-0E00
CNC ASSY AMC5 ECAT-EV PMK9	AMC5-D9333-0E00
AMC5 SERCOS PMK8/9	946-0-XX-1000SP

AMC5 ECAT PMK8/9

946-1-00-1000

Importance Notice:

- Added ANCA Motion certificate 2019
- Added ANCA Machine Tool certificate 2019
- Upgraded Intel graphic driver to version 15.33.47.5059
- Added MTP driver via DISM
- Upgraded to .Net Framework 4.7.2
- Added Windows patch KB2999226
- Renamed license folder to McAfee License
- Changed default gateway to empty
- Supported TeamViewer V15

Impact of Change for Customers and Recommended Action

This service pack will not affect current systems and previous service pack installed.

Service Pack Information

This service pack contains the following fixes:

Service Pack	Fixed Issues	Description
1	15424	ANCA Machine Tool Certificate 2015 added
1	15421	Power button behavior on Windows Embedded 8 Standard
1	15544	Windows Error Reporting settings for PMK 9
2	18950	ANCA Motion and ANCA Machine Tool Certificate 2017
2	18193	Disable Ctrl-Alt-F8 hotkey function on Intel Graphic feature
2	16879	Shutting down CNC with 5DX front panel on PMK9 when not running Toolroom
2	16852	SHA-256 standard certificate on PMK9
2	18399	PenMount Touchscreen Configuration for MX LCL soft panel
2	19036	Internet Explorer require the user to change UAC settings on PMK9
3	28431	ANCA Machine Tool certificate 2019
3	28461	ANCA Motion certificate 2019
3	28397	Upgrading Intel graphic driver to version 15.33.47.5059
3	25558	Added MTP driver via DISM
3	28398	Upgraded to .Net Framework 4.7.2
3	28403	Added Windows patch KB2999226
3	21118	Renamed license folder to McAfee license
3	22277	Change Default gateway to empty
3	28397	Support TeamViewer V15

Note: This Service Pack have including previous fixed of prior version.

Image Version Checking

1. Open a command prompt

Open Windows Explorer and type “C:\Windows\System32\cmd.exe”

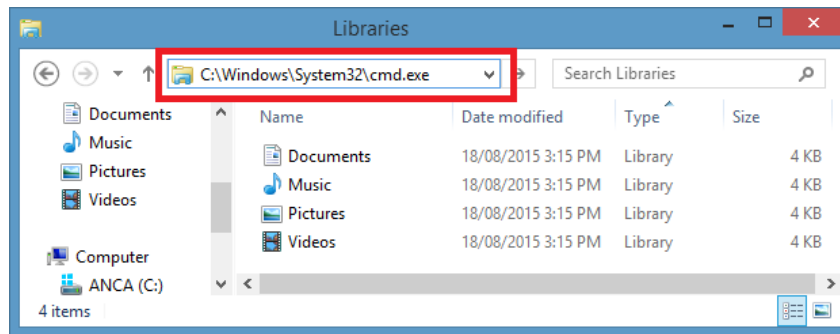


Figure 1

2. At the command line type

“reg query HKLM\SOFTWARE\ANCAMotion /v EmbeddedImageVersion”

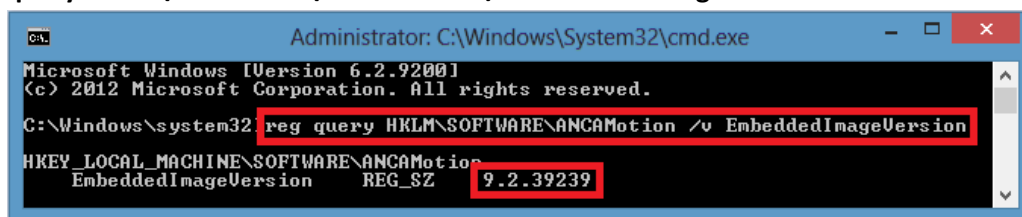


Figure 2

Setup to Install Service Pack

1. First, right click the AMPMK9SP3.zip, select “7-Zip”, and then select “Extract Here”, as shown in Figure 3.

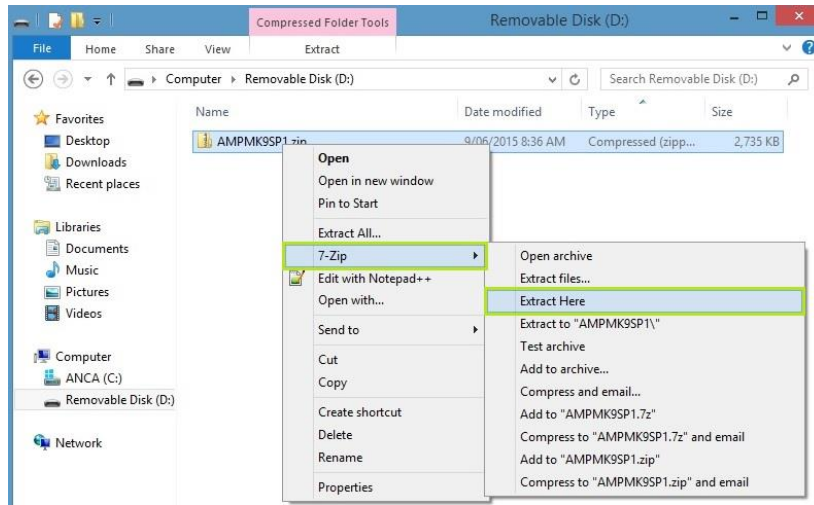


Figure 3

2. Extract “AMPMK9SP3.zip” to target CNC or storage device, as shown in Figure 4.

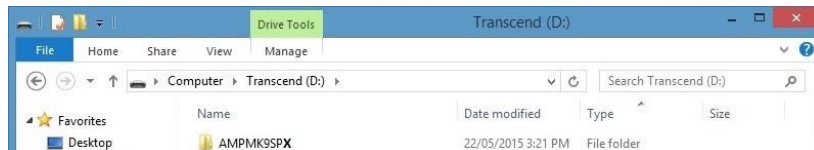


Figure 4

3. Double click “Setup.exe” as shown in Figure 5. And then a “Setup Wizard” will be shown as in Figure 6.

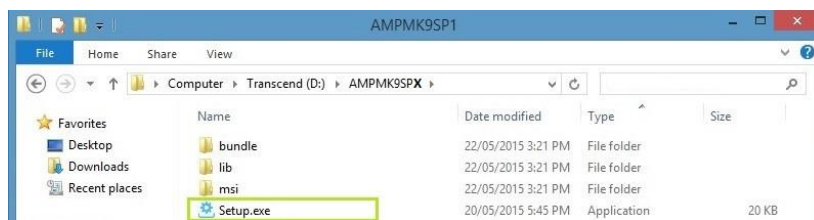


Figure 5



Figure 6

- And then a “Dialog Box” is displayed as shown in [Figure 7](#), click “Install” button to start. After the installation process is finished another “Dialog Box” is displayed as shown in [Figure 8](#). Please click “Restart” button to restart CNC.






Figure 7



Figure 8

Trouble Shooting

Symptom	Event caused	Solution
 The Service Pack is already installed.	After this Service Pack is installed, user install it again.	Click “Close” button.
 The Service Pack is not Supported on this Platform.	User try to install wrong version Service Pack.	Click “Close” button.
 Removal of the Service Pack is not supported.	User try to remove or change this Service Pack in “Control Panel”.	Click “Close” button.

Revision History

Issue	Date	Change Description	Author
01	17 Dec 2019	Initial Release	Luna Y

Revision History

If after reading the Release Note, you still require assistance for installation, training or other customer support issues, please contact the closest ANCA Motion Customer Service Office in your area for details.

ANCA Motion Pty. Ltd.

1 Bessemer Road
 Bayswater North
 VIC 3153
 AUSTRALIA
 Telephone: +613 9751 8900
 Fax: +613 9751 8901
<http://www.ancamotion.com/Contact-Us>
 Email: sales.au@ancamotion.com

ANCA Motion Taiwan

4F, No. 63, Jingke Central Road,
 Nantun District,
 Taichung City 40852
 TAIWAN
 Telephone: +886 4 2359 0082
 Fax: +886 4 2359 0067
<http://www.ancamotion.com/Contact-Us>
 Email: sales.tw@ancamotion.com

ANCA Motion (Tianjin) Co., Ltd.

No. 102, Building F1
 XEDA Emerging Industrial Park
 Xiqing Economic-technological Development Area
 Tianjin, P.R.China
 Telephone: +86 22 5965 3760
 Fax: +86 22 5965 3761
<http://www.ancamotion.com/Contact-Us>
 Email: sales.cn@ancamotion.com

END

AMDOC-000483 Release Notes - AMPMK 9 Service Pack 3