

## LINX<sup>®</sup> M-SERIES

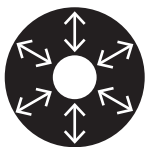
Highly Dynamic Motion Systems

### AT A GLANCE

- ▶ Highly dynamic
- ▶ Continuous force range of 80N to 160N
- ▶ Peak force up to 1,200N
- ▶ Modular heatsink
- ▶ Integrated position feedback
- ▶ Pneumatics retrofit friendly



### THE LINX<sup>®</sup> RANGE



Zero net attractive forces improve efficiency with no down force, extending machine life.



#### LINX<sup>®</sup> IS BETTER

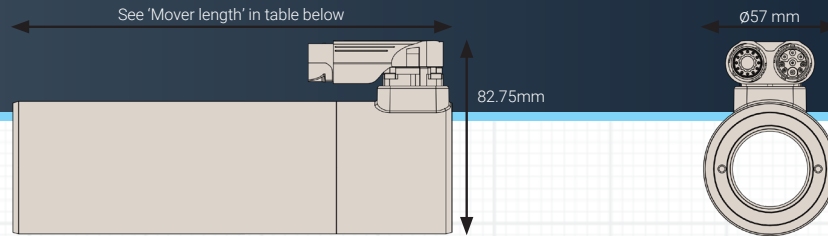
Our cylindrical linear motor design provides improved performance at a lower cost when compared to conventional flat linear and rotary motors.

#### FIT YOUR APPLICATION

The LinX<sup>®</sup> linear motor range are available in a variety of different sizes to allow for application specific solutions.

#### PROTECTION IS KEY

The motors are fully sealed rated to IP67, ensuring they are perfect for automation and machine tool, with IP69K coming soon for food processing systems



#### INTEGRATED POSITION FEEDBACK

- Absolute accuracy to  $\pm 0.5\text{mm}$
- Resolution:  $10\mu\text{m}$

#### FORCER

- Compacted sizes
- Modular heatsink
- 600VDC bus voltage

#### CAPABILITIES

- High speed
- High acceleration
- Pneumatics retrofit friendly
- IP67


#### SHAFT

- 50mm magnetic pitch
- Neutral magnetic field
- Stainless steel tube
- Wide stroke range


Product Code	Mover Length (mm)	Shaft OD (mm)	Continuous Force (N)*	Peak Force (N)	Continuous Current (A <sub>rms</sub> )	Peak Current (A)	Resistance 25° C (Ω)	Inductance (mH)	Force Constant (N/A <sub>rms</sub> )	Weight (kg)
TLMM-15P0	221	30	80	643	1.95	15.7	6.05	5.11	41	1.6
TLMM-15H0	221	30	80	643	0.98	7.84	12.1	10.22	82	1.6
TLMM-22P0	296	30	120	965	2.93	23.6	4.03	3.41	41	2.3
TLMM-30P0	371	30	160	1287	3.91	31.4	3.02	2.55	41	3.0
TLMM-30H0	371	30	160	1287	1.95	15.7	6.04	12.08	82	3.0

ALL SPECIFICATIONS ARE FOR REFERENCE ONLY. SPECIFICATIONS ARE SUBJECT TO CHANGE WITHOUT NOTICE.

\* CONTINUOUS FORCE IS SPECIFIED UNDER NATURAL CONVECTION WITH HEATSINK. THIS CAN BE IMPROVED UNDER FORCED AIR COOLING OR FLUID COOLING CONDITIONS.



CNC



MOTORS



IO DEVICES



USER INTERFACES



SOFTWARE



SERVO DRIVES

**ANCA**  
**motion**  
Motion Control Solutions  
www.ancamotion.com



20201803

© 2017 by ANCA Motion. All rights reserved.  
We reserve the right to technical changes.